

WILD COUNTRY SINGLE ROPE CONTROLLER(SRC) / DMM BELAY MASTER KARABINER SYSTEM

GENERAL INFORMATION

These instructions must be read and understood before this equipment is used,

please retain this information for future reference. Under European Union regulations (Directive 89/686/EEC) Climbing and Mountaineering Equipment are classed as Personal Protective Equipment (PPE) and as such we are required to supply the following instructions. Adhere strictly to the following advice and recommendations, if in doubt please contact Wild Country Ltd.

The information in these instructions is not exhaustive and cannot be substituted for comprehensive instructions by trained and competent persons.

This product should only be used by trained and competent persons or the user should be under the supervision of a trained and competent person.

Climbing and mountaineering are hazardous. Even correct selection, maintenance and use of correct equipment cannot eliminate the potential for danger, serious injury or death.

It is the users responsibility at all times to ensure that he or she understands the correct and safe use of any equipment supplied by Wild Country Ltd., uses it only for the purposes for which it is designed and practices all proper safety procedures.

The manufacturer or supplier will not accept any responsibility for damage, injury or death resulting from misuse.

Produced by Design 2 Print, Llandudno 01492 876610

USE

This product should be used as instructed. It may be used in conjunction with any appropriate item of PPE covered by the aforementioned directive of suitable specification with due consideration to the limitations of each individual piece of equipment and of the belay system as a whole. No alterations or markings should be made to it.

The safety that this product provides depends upon its strength, the quality of the rock anchorage used and the integrity of the belay point. The strength will be reduced through age and general wear and tear dependant upon the amount of use to which it is put.

The following will cause a further reduction in strength:

- high impact load/fall arrest
- corrosion
- internal/external abrasion of textile components caused by grit penetration and rock abrasion
- cuts in textile components
- prolonged exposure of textile components to ultra violet radiation
- placement and/or loading over tight radii
- sharp edges of rock or equipment

See maintenance and obsolescence for more details.

Be aware that this equipment can be damaged in a fall and consequently should always be examined for defects before re-use.

If this equipment exhibits signs of wear or defects or if there is any doubt about its serviceability, replace it. It is recommended that any equipment involved in a serious fall should be replaced.

Where practical a history of use and inspection record should be kept.

Wearing a climbing helmet will help protect your head

from injury if you fall.

When using belay techniques we recommend the use of appropriate gloves.

Forsee and take appropriate action in situations where rescue may be required.

These instructions must be read and understood before this equipment is used, please retain this information for future reference.

(1) **IMPORTANT INFORMATION :**
The SRC/Belay Master System : Please read and understand this information and the enclosed instructions for the DMM Belay Master karabiner before use.

(2) **General Belaying Advice :** Practice using the SRC/Belay Master system in a safe situation before committing to a real climbing situation. Belaying requires experience and alertness at all times. The forces experienced by the belayer arresting a falling climber can vary from hardly noticeable to extremely severe. Experience and good judgement are required in order to anticipate differing levels of risk. Please be aware of this and seek advice and training from a competent person if you do not have the experience to make these judgements.

(3) The SRC must only be used in conjunction with the Belay Master karabiner which conforms with EN12275 and is classified as a type H (HMS) karabiner.

(4) The SRC/Belay Master system is designed to act as a hands on assisted belay brake when used with a single 10-11mm climbing rope of the appropriate specification.

(5) The safe use of the SRC/Belay Master belay system is totally dependant on the skill of the user. The user should have the experience to assess the suitability of this system and

the compatibility of the rope type (including rope diameter, age and condition). New ropes will provide less braking effect until they are worn in and this should be taken into account when lowering a climber and holding a fall. In contrast older (especially chalk impregnated) ropes will tend to drag as they are paid out.

(6) The rope is passed through the slot in the SRC as shown in diagram (A). Please note that the SRC is directional and the active rope must emerge from the device as shown.

(7) The trapping action of the SRC/Belay Master system on the rope tends to lock the rope in the event of a fall although with high loading the rope may slip a little resulting in a dynamic belay system (see diagram B).

(8) **Locking Off the Rope and Holding a Fall** (see diagram C) :

The technique for locking off the rope and holding a fall is the same. When a fall occurs the load on the active rope together with the drag on the free rope pushes the Belay Master karabiner up the slot in the SRC thereby trapping the rope. In the event of a fall, hold and pull down on the free end to lock off the rope. Important! : always hold the free rope tightly and pay attention when holding a fall.

(9) **Paying Out the Rope** (see diagram D) : This technique should be used when paying out rope to a lead climber. Practice holding the SRC/Belay Master system exactly as shown in diagram D, this will familiarise the user with the technique for pushing the SRC against the Belay Master karabiner thereby unlocking the SRC while paying out the active rope with the other hand.

(10) **Taking the Rope In** (see diagram E) : This is very

similar to the technique when using a conventional belay brake plate (e.g. the Variable Controller).

(11) **Releasing the Rope and Lowering a Climber** (see diagram F) : This technique should be practised to ensure a smooth and controlled descent before use in a real situation. In this mode the lever is used to control the trapping effect of the Belay Master karabiner on the rope. The rate of descent can then be controlled by varying the grip on the free rope. A knot should be tied in the free end of the rope in order to avoid lowering the climber off of the end of the rope. Important : always hold the free rope tightly and pay attention at all times!

TEMPERATURE

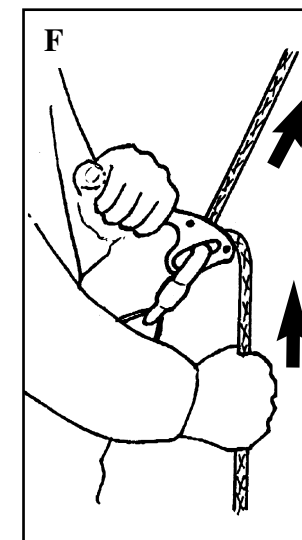
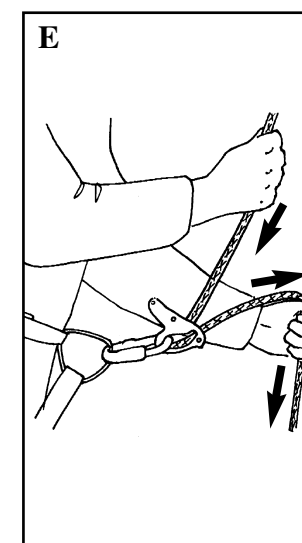
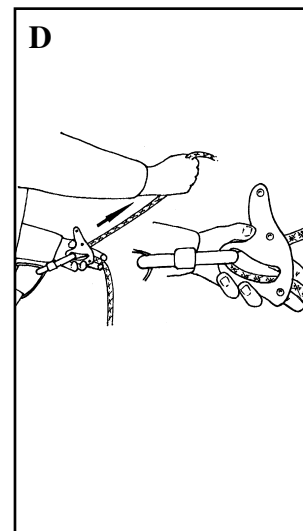
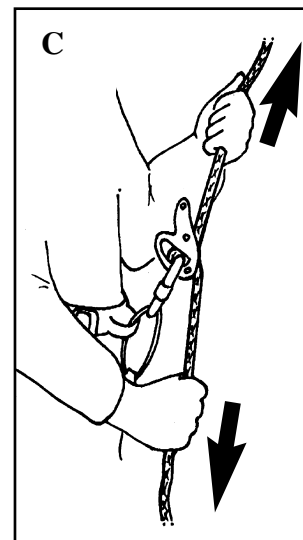
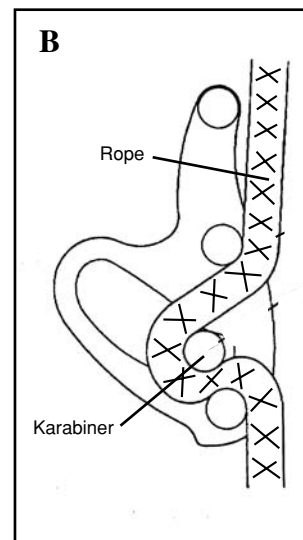
Always keep products made wholly or partially from textile elements below 50°C as the performance of the nylon from which they are made may be affected at temperatures above this. Tests down to -40°C show no permanent change in the performance of this material although nylon may stiffen while at temperatures below 0°C.

SEA WATER

It is essential that this equipment is cleaned as soon as it is practical after exposure to sea water or any saline environment (e.g. when used on sea cliffs).

CHEMICALS AND CORROSIVE REAGENTS

Avoid all contact with chemical reagents as they will affect the performance of this product (e.g. vehicle battery acid, bleach, etc.). Discard this product immediately if contact has or is suspected to have occurred (the product may be permanently weakened without showing any signs).



MAINTENANCE

This product is not user maintainable with the exception of cleaning. **CLEANING**

First rinse the product in clean cold water of domestic supply quality. If still soiled rinse in warm water (maximum temperature 40°C) with pure soap. Thoroughly rinse and dry naturally in a warm ventilated room away from direct heat.

DISINFECTION

A suitable disinfectant is one which contains quaternary ammonium compounds reinforced with chlorohexidine in sufficient quantities to be effective. Soak the product for one hour at dilutions recommended for general use using water of domestic supply quality not exceeding 20°C, then rinse thoroughly with cold water. Dry naturally in a warm ventilated room away from

direct heat.

STORAGE

After any necessary cleaning store unpacked in a cool dark, dry, ventilated place away from sharp edges, pressure, corrosives or any possible causes of damage. Wet equipment should first be allowed to dry as detailed above.

OBsolescence

This product will deteriorate over time in the course of normal use and because of this we are required by directive 89/686/EEC to give an obsolescence date. It is difficult to be precise but a conservative estimate for this product is that it has a lifespan of 10 years from date of first use for metal components of 5 years from date of first use or 10 years from date of first storage for textile components, however, please note that the following factors will further reduce the safe working life:

Metal Components: normal use, exposure to chemical reagents, heat contamination, high impact load or failure to maintain (clean/lubricate) as recommended. See above (use).

Textile Components: most textile materials used in safety equipment are known to degrade gradually with time, even when stored in ideal conditions. Additionally normal use, rope burn, exposure to elevated temperatures, high impact load, prolonged exposure to UV light including sunlight, abrasion, cuts, or failure to maintain (clean) as recommended will cause further reductions in strength. See above (use) On textile elements (where fitted) check stitching for broken, cut, pulled or worn threads and inspect buckles (where fitted) for cracks, distortion, burrs or corrosion.

WARNING

The safe working life of this product may be as little as one use in extreme circumstances. In addition to the normal inspection required before use this product should be

thoroughly examined at least once every three months by a competent person. If any defects are found as detailed above or are suspected this product should be withdrawn from use immediately.

TRANSPORTATION

Care should be taken to protect this product against risks such as those detailed under obsolescence. It is recommended that a rucksack or other suitable bag or container is used during transport.

MARKINGS

In addition to the general information accompanying this product the following information is marked on it:

Wild Country:
name of manufacturer/supplier.

Three digit code: batch/date code.

SPECIFICATIONS

Maximum Load:
1500Kg

Weight:
83g

Working Range:
10 to 11mm kernmantle climbing rope



CERTIFICATE NO
93/2678
96/7545

WILD

**Wild Country Ltd.,
Meverill Road, Tideswell,
Derbyshire, SK17 8PY,
England.**

**Tel: +44 (0) 1298 871010
Fax: +44 (0) 1298 872077**

**Email: info@wildcountry.co.uk
Web: www.wildcountry.co.uk**

**Wild Country Ltd.,
230 East Conway Road,
Center Conway, NH 03813
USA.**

**Tel: (603) 356-5590
Fax: (603) 356-5394**