

**WILD COUNTRY
VISION HARNESSES
(EXCLUDING VISION KIDZ)**

GENERAL INFORMATION

These instructions must be read and understood before this equipment is used, please retain this information for future reference.

Under European Union regulations (Directive 89/686/EEC) Climbing and Mountaineering Equipment are classed as Personal Protective Equipment (PPE) and as such we are required to supply the following instructions. Adhere strictly to the following advice and recommendations, if in doubt please contact Wild Country Ltd.

The information in these instructions is not exhaustive and cannot be substituted for comprehensive instruction by trained and competent persons.

This product should only be used by trained and competent persons or the user should be under the supervision of a trained and competent person.

Climbing and mountaineering are hazardous. Even correct selection, maintenance and use of correct equipment cannot eliminate the potential for danger, serious injury or death.

It is the users responsibility at all times to ensure that he or she understands the correct and safe use of any equipment supplied by Wild Country Ltd., uses it only for the purposes for which it is designed and practices all proper safety procedures.

The manufacturer or supplier will not accept any responsibility for damage, injury or death resulting from misuse.

Wearing a climbing helmet will help to protect your head from injury if you fall.

When using belay techniques we recommend the use of appropriate gloves.

USE

This product complies with EN12277:2007 type C (UIAA number 105) and is designed as a Sit Harness comprising waist belt and leg loops which will support a conscious climber in a sitting position for climbing and mountaineering purposes, for use in normal climatic conditions and in temperatures not exceeding 50°C.

This product should be used as instructed. It may be used in conjunction with any appropriate item of PPE covered by the aforementioned directive of suitable specification with due consideration to the limitations of each individual piece of equipment and of the belay system as a whole. No alterations or markings should be made to it.

The safety that this product provides depends upon its strength, the quality of the rock anchorage used and the integrity of the belay point. The strength will be reduced through age and general wear and tear dependant upon the amount of use to which it is put.

The following will cause a further reduction in strength:

- a) high impact load/fall arrest
- b) corrosion
- c) internal/external abrasion of textile components caused by grit penetration and rock abrasion
- d) cuts in textile components
- e) prolonged exposure of textile components to ultra violet radiation
- f) placement and/or loading over tight radii
- g) sharp edges of rock or equipment

See maintenance and obsolescence for more details.

Be aware that this equipment can be damaged in a fall and consequently should always be examined for defects before reuse.

If this equipment exhibits signs of wear or defect or if there is any doubt about its serviceability, replace it. It is recommended that any equipment involved in a serious fall should be replaced.

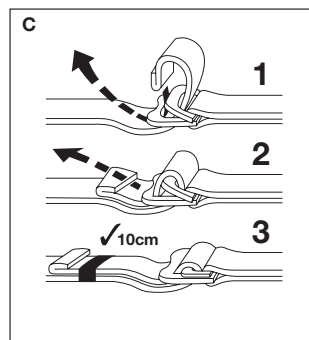
Where practical a history of use and inspection record should be kept.

Foresee and take appropriate action in situations where rescue may be required.

FITTING - SEE SIZE CHART

It is essential to try on and adjust the Harness before use remembering to anticipate the type of clothing you expect to be wearing. It is recommended that before using the Harness the user should carry out a suspension test in a safe place to ensure that the Harness is the correct size, has sufficient adjustment and is of an acceptable comfort level for the intended use.

The waist belt should fit snugly around the waist and the leg loops should fit snugly around the top of the thighs (see diagram A).



IN USE

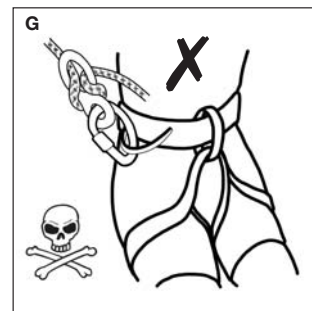
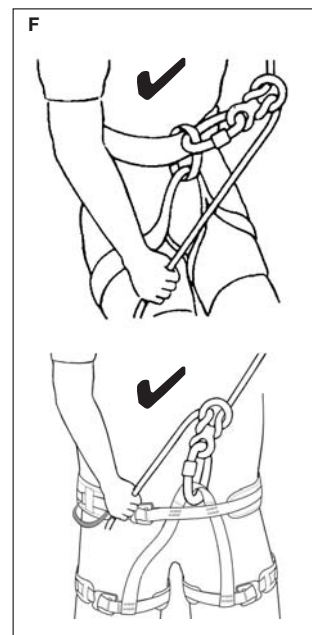
It is essential that all Ziplock buckles are threaded, tightened and secured correctly (see diagram C).

WARNING: To ensure that there is no slippage of the webbing whilst climbing the Ziplock buckles should be synched tight and the "webbing tail" (minimum tape overlap of 10cm) remaining should be secured with the elastic keepers provided (see information labels on the harness). If the harness is too large or if the buckles are not synched tight it is possible, under specific limited situations that the webbing could slip in the buckle.

Always tie both the leg loops and waist belt together (see diagram E). We recommend the use of a 'Figure 8 knot' (see diagram D).

Attach auxiliary equipment for belaying, ascending or descending, directly to the belay loop using a locking karabiner (see diagram F).

Be aware that the equipment loops are not load bearing and are for carrying climbing equipment only (see diagram G).



TEMPERATURE

Always keep products made wholly or partially from textile elements below 50°C as the performance of the nylon from which they are made may be affected at temperatures above this. Tests down to -40°C show no permanent change in the performance of this material although nylon may stiffen while at temperatures below 0°C.

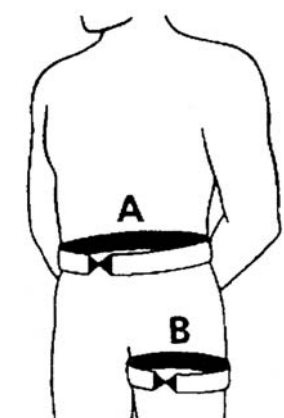
SEA WATER

It is essential that this equipment is cleaned as soon as is practical after exposure to sea water or any saline environment (e.g. when used on sea cliffs).

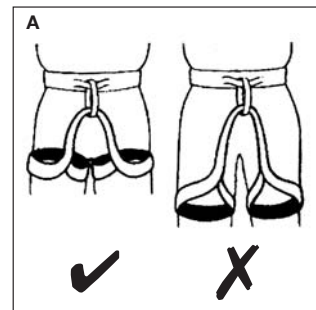
CHEMICALS AND CORROSIVE REAGENTS

Avoid all contact with chemical reagents as they will affect the performance of this product (e.g. vehicle battery acid, bleach, etc). Discard this product immediately if contact has or is suspected to have occurred (the product may be permanently weakened without showing any signs).

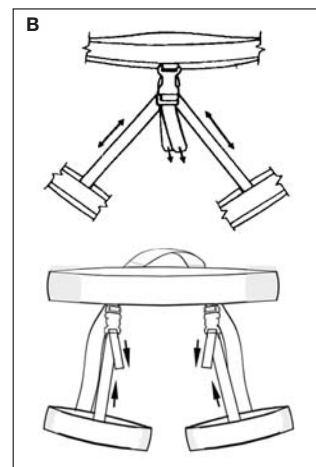
SPECIFICATIONS



MODEL	WAIST 'A' (cm/inch)	LEG 'B' (cm/inch)	WEIGHT (g/oz)
Vision Sport 68 - 80cm Ziplock X Sml	27 - 31 1/2 inch	47 - 56cm 18 1/2 - 22 inch	350g 12 1/2 oz
Vision Sport 72 - 90cm Ziplock Sml	28 1/2 - 35 1/2 inch	50 - 59cm 19 1/2 - 23 inch	386g 13 1/2 oz
Vision Sport 81 - 100cm Ziplock Med	32 - 39 1/2 inch	54 - 63cm 21 1/2 - 25 inch	407g 14 1/2 oz
Vision Sport 90 - 110cm Ziplock Lge	35 - 43 1/2 inch	59 - 68cm 23 - 27 inch	425g 15oz
Vision Ziplock Adj Mens Sml	28 1/2 - 35 1/2 inch	50 - 59cm 19 1/2 - 23 inch	421g 15oz
Vision Ziplock Adj Mens Med	32 - 39 1/2 inch	54 - 63cm 21 1/2 - 25 inch	444g 15 1/2 oz
Vision Ziplock Adj Mens Lge	35 1/2 - 43 1/2 inch	59 - 68cm 23 - 27 inch	472g 16 1/2 oz
Vision Ziplock Adj Mens X Lge	39 - 47 inch	65 - 74cm 25 1/2 - 29 inch	508g 18oz
Vision Ziplock Adj Wms X Sml	25 - 30 1/2 inch	47 - 56cm 18 1/2 - 22 inch	427g 15oz
Vision Ziplock Adj Wms Sml	27 1/2 - 33 1/2 inch	51 - 60cm 20 - 23 1/2 inch	447g 16oz
Vision Ziplock Adj Wms Med	30 1/2 - 37 1/2 inch	63 - 73cm 25 - 28 1/2 inch	467g 16 1/2 oz
Vision Ziplock Adj Super Kids Boys	27 - 31 1/2 inch	47 - 56cm 18 1/2 - 22 inch	380g 13 1/2 oz
Vision Ziplock Adj Super Kids Girls	27 - 31 1/2 inch	47 - 56cm 18 1/2 - 22 inch	380g 13 1/2 oz



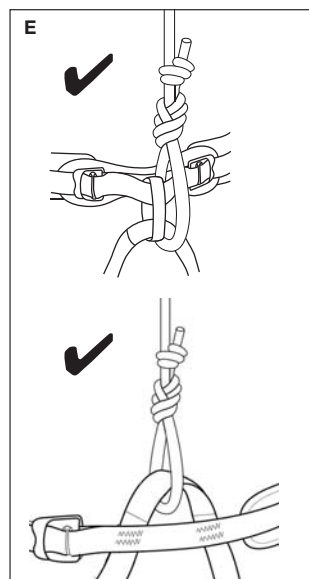
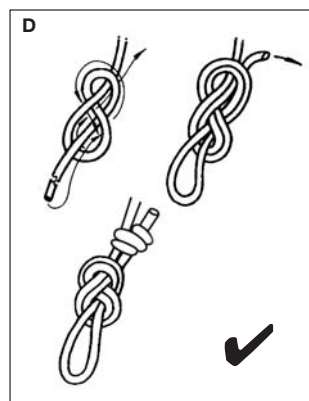
The hitching straps should be adjusted to raise or lower the rear of the leg loops as necessary (see diagram B)



IMMEDIATELY BEFORE USE

The user should make a visual inspection of the Harness to ensure that it is in a serviceable condition and operates correctly.

If any part of the Harness appears to be defective it should be withdrawn from service. The user's life depends on it.



MAINTENANCE

This product is not user maintainable with the exception of cleaning and lubrication (where relevant).

CLEANING

First rinse the product in clean cold water of domestic supply quality. If still soiled rinse in warm water (maximum temperature 40°C) with pure soap. Thoroughly rinse and dry naturally in a warm ventilated room away from direct heat.

STORAGE

After any necessary cleaning store unpacked in a cool, dark, dry, ventilated place away from sharp edges, pressure, corrosives or any possible causes of damage. Wet equipment should first be allowed to dry as detailed above.

OBsolescence

This product will deteriorate over time in the course of normal use and because of this we are required by directive 89/686/EEC to give an obsolescence date. It is difficult to be precise but a conservative estimate for this product is that it has a lifespan of 10 years from date of first use for metal components or 5 years from date of first use or 10 years from date of first storage for textile components, however, please note that the following factors will further reduce the safe working life: Metal Components: normal use, exposure to chemical reagents, heat contamination, high impact load or failure to maintain (clean/lubricate) as recommended. See above.

Textile Components: most textile materials used in safety equipment are known to degrade gradually with time, even when stored in ideal conditions. Additionally normal use, rope burn, exposure to chemical reagents, exposure to elevated temperatures, high impact load, prolonged exposure to UV light including sunlight, abrasion, cuts, or failure to maintain (clean) as recommended will cause further reductions in strength. See above (use).

On textile elements (where fitted) check stitching for broken, cut, pulled or worn threads and inspect buckles (where fitted) for cracks, distortion, burrs or corrosion.

WARNING

The safe working life of this product may be as little as one use in extreme circumstances. In addition to the normal inspection required before use this product should be thoroughly examined at least once every three months by a competent person. If any defects are found as detailed above or are suspected this product should be withdrawn from use immediately.

TRANSPORTATION

Care should be taken to protect this product against risks such as those detailed under obsolescence. It is

recommended that a rucksack or other suitable bag or container is used during transport.

MARKINGS

The CE mark must be affixed to all Personal Protective Equipment (PPE) used for climbing and mountaineering in accordance with European Union Directive 89/686/EEC.

The CE mark has been affixed to this product following type examination and testing by an accredited notified body to the relevant European Standard. The notified body for Wild Country products is:

S.G.S. (UK) Ltd, (Notified body number 0120), 202 Worle Parkway, Weston Super Mare, Somerset, BS22 6WA, UK.

In addition to the general information accompanying this product the following information is marked on it:

0120CE:
notified body number, CE mark

Wild Country:
name of manufacturer/supplier.

Three digit code:
batch/date code 'ABC'.

'A' First letter indicates year of manufacture e.g. A=Year 2000, B= Year 2001 etc.

'B' Second letter indicates manufacturer Wild Country internal reference.

'C' Third letter indicates month of manufacture e.g. A= January, B= February etc.

In addition the rated strength(s) are marked in accordance with the applicable reference standard as required.

COUNTRY OF ORIGIN

China

Wild Country Ltd reserves the right to modify without notice the design and specifications of products described in these instructions. All weights, dimensions and sizing specifications where quoted are nominal.

Wild Country Ltd.,
Meverill Road, Tideswell, Derbyshire,
SK17 8PY England

Tel: +44 (0) 1298 871010
Fax: +44 (0) 1298 872077

E-mail: info@wildcountry.co.uk
Web Site: www.wildcountry.co.uk

CERTIFICATE NO
93/2678
96/7545



UIAA

0120 CE

F092a/QA/3/NOV09/V5129



Wild Country
Vision Harnesses
Vision Harnais

