

# FUTURA **NEW**

**AVAILABLE 5/1**

Back to the Futura! This cutting edge hook and loop closure shoe excels at all modern climbing applications requiring technical footwork

Unlined leather upper controls moisture and is super comfortable

Fast Lacing System™ is quick and easy to use

No Edges technology increases edging surface contact and sensitivity

Slightly modified PD75 Solution last fits a wide range of feet

P3® technology maintains the downturned shape of the shoe for it's life and delivers power to the toes

#10E BLUE

- ➔ New "no edges" concept from the Speedster gives the maximum edging advantage right out of the box
- ➔ P3® technology lets you crank on overhangs and climb like a monkey
- ➔ Fast Lacing System™ from the Solution gives a snug precise fit
- ➔ Excellent sensitivity for extremely technical projects



**WEIGHT** 8 oz / 225 g

**UPPER** Leather/ Synthetic Leather

**LAST** PD 75

**CONSTRUCTION** Slip Lasted

**LINING** Unlined

**MIDSOLE** 1.1 mm LaspoFlex (toe only) with P3®

**SOLE** 3mm Vibram® XS Grip2™

**SIZES** 32 - 46 (half sizes)



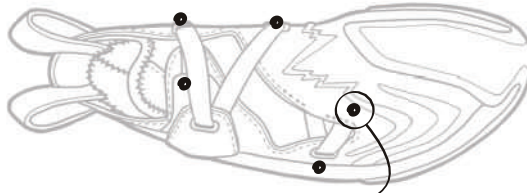
# LA SPORTIVA®

## CLIMBING 2012 // TECHPACK

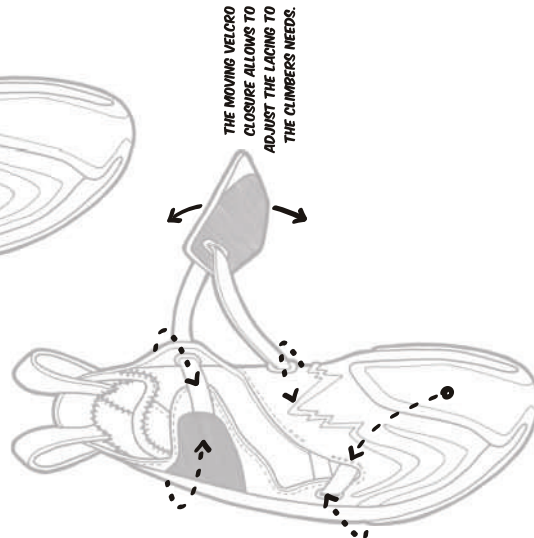
### FAST LACING SYSTEM 2.0

FOR THE FUTURA OUR KNOWN & PATENTED FAST LACING SYSTEM HAS BEEN REUSED IN ORDER TO ACHIEVE A LITTLE EXTRA ADJUSTABILITY IN THE TOE AREA, WHICH THE UPPER REQUIRES.

● PULL POINTS

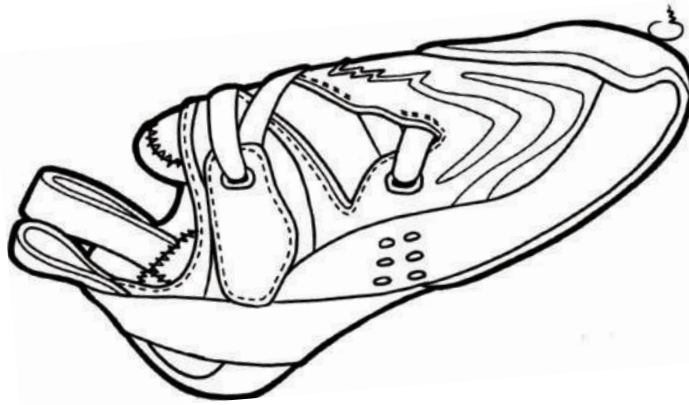


THE DIFFERENCE FROM THE SOLUTIONS FAST LACING SYSTEM IS THIS ADDITIONAL PULL-POINT ON THE TOEBOX.



THE MOVING VELCRO CLOSURE ALLOWS TO ADJUST THE LACING TO THE CLIMBERS NEEDS.

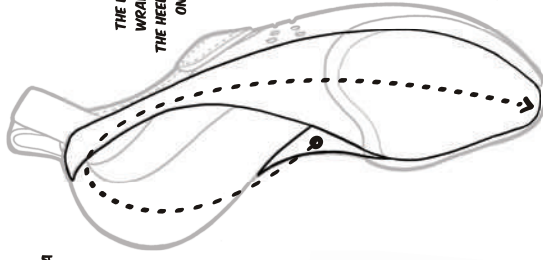
### FUTURA




### P-3

THE P-3 CONSTRUCTION SYSTEM CONSISTS OF AN ELASTOMER WHICH IS MOUNTED ON THE SHOE UNDER TENSION.

THIS MAKES IT POSSIBLE FOR THE FUTURA TO KEEP ITS ARCHED SHAPE EVEN AFTER YEARS OF HARD USE, WITHOUT COMPROMISING ORIGINAL PERFORMANCE, AND PUSH POWER.

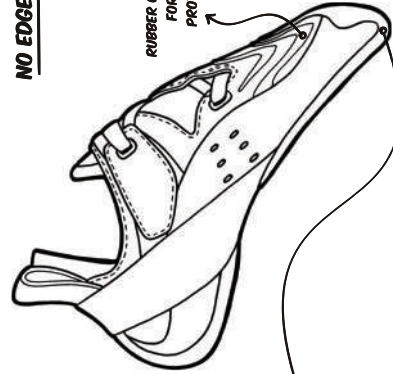


THE ELASTOMER WRAPS AROUND THE HEEL AND ENDS ON THE PEAK.



ARCH SHAPE

### NO EDGE SOLE



RUBBER COATING FOR GRIP & PROTECTION



BY REMOVING THE SOLE EDGE WE FIND ON THE TRADITIONAL CLIMBING SHOES, WE REDUCE THE DISTANCE BETWEEN THE ROCK AND THE FOOT TO CREATE A NEW, MORE INSTINCTIVE WAY OF CLIMBING.

